Northwestern University Kirkpatrick Stadium

Unified Sign Plan

May 8, 2026

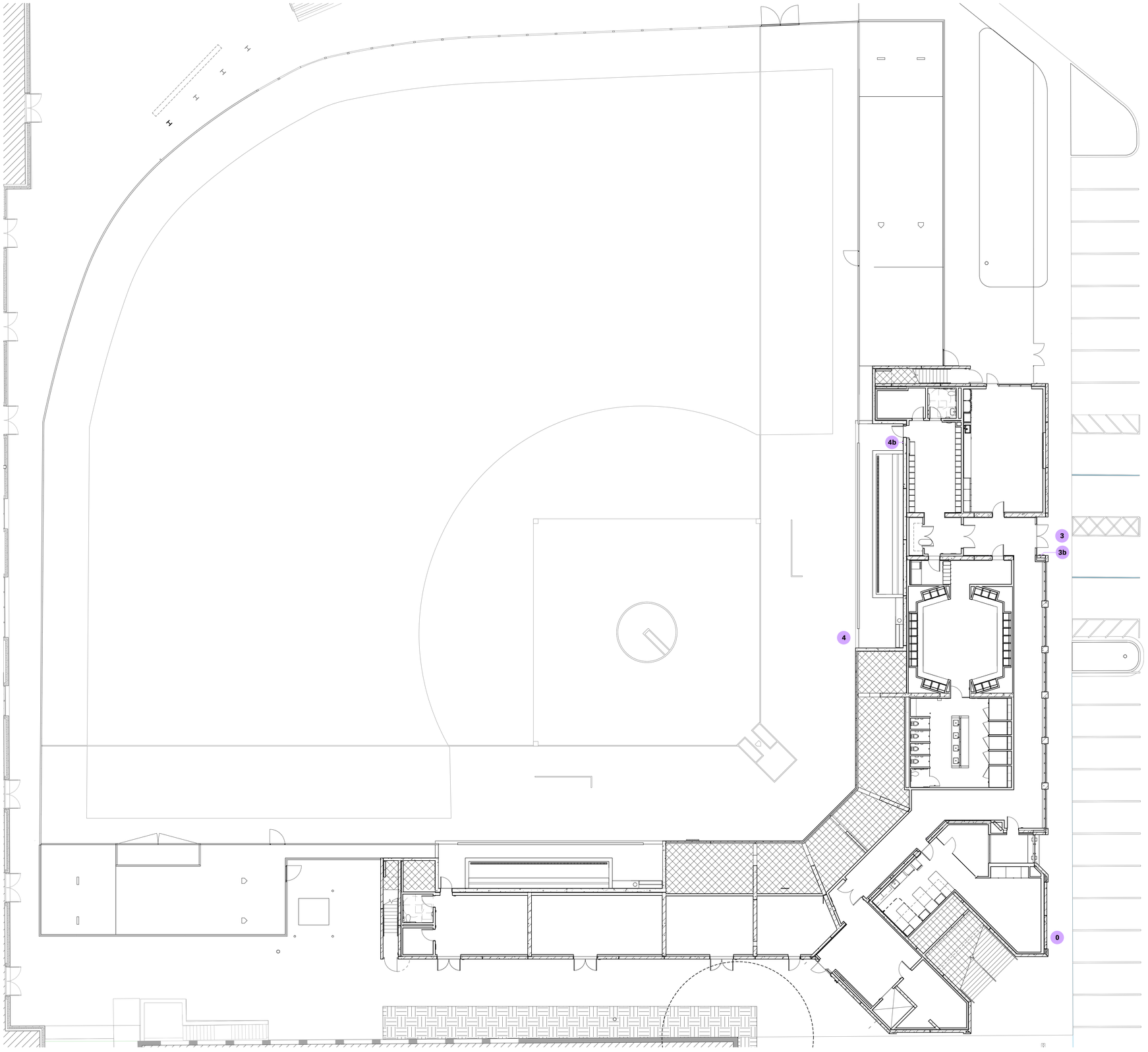

1 **Ground Floor Unified Sign Plan Locations**

3/32" = 1'-0"

3/4/2026 3:10:49 PM Autodesk Docs://NU Softball Stadium Improvements/NU Softball_ARCH.rvt

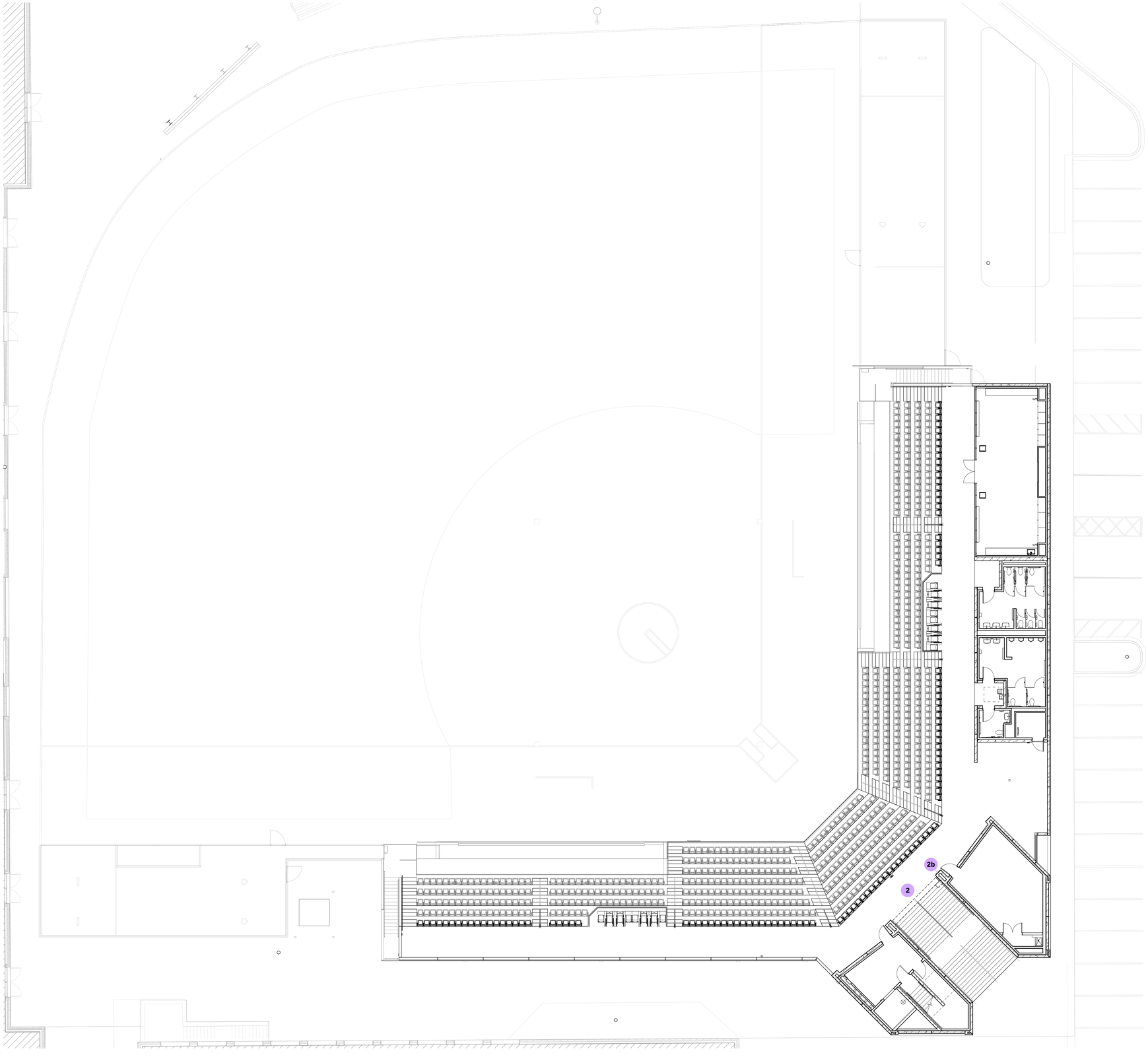

1 **Upper Concourse Floor Unified Sign Plan Locations**

3/32" = 1'-0"

3/4/2026 3:10:53 PM Autodesk Docs://NU Softball Stadium Improvements/NU Softball_ARCH.rvt

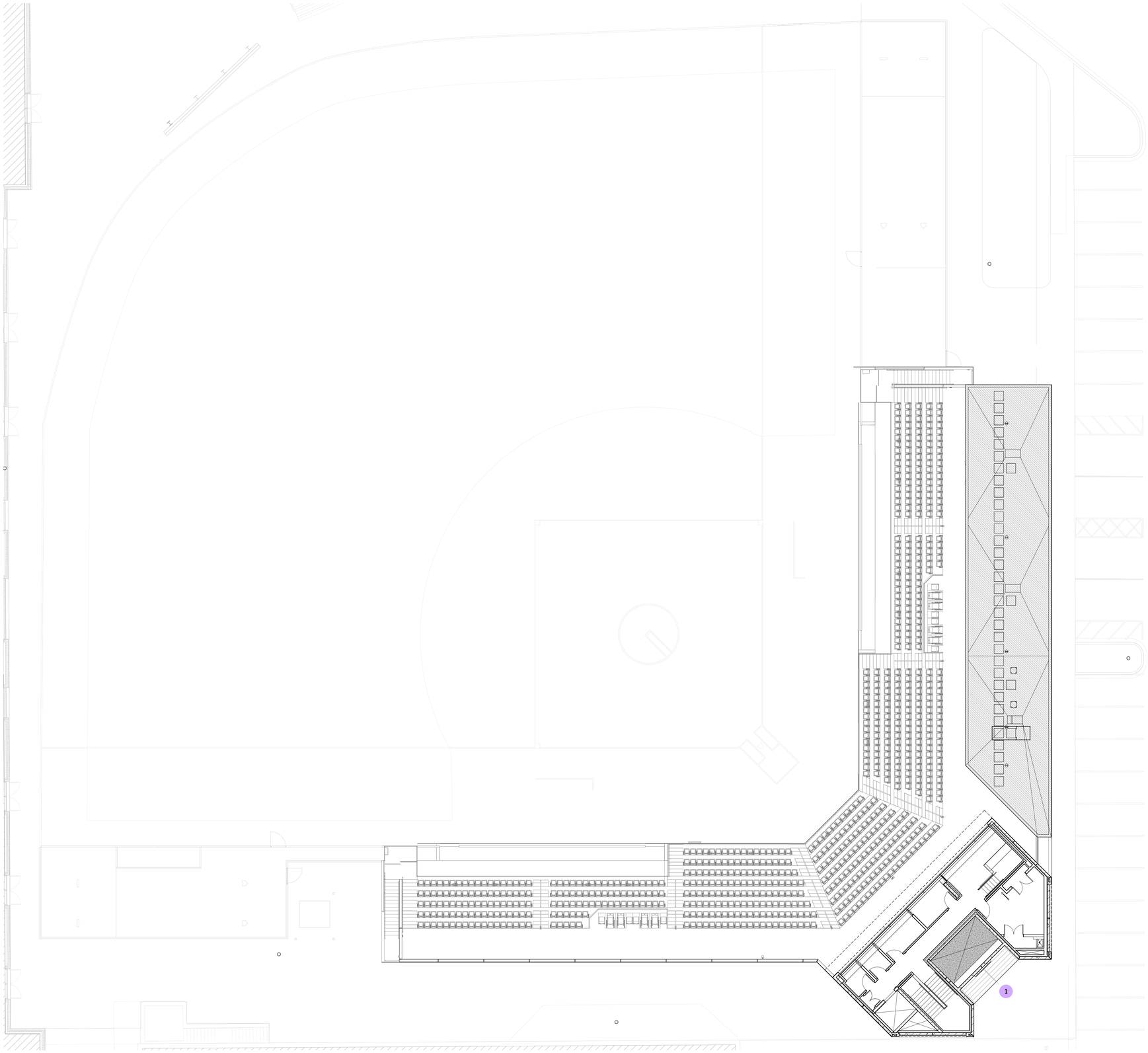

1 **Press Level Unified Sign Plan Locations**

3/32" = 1'-0"

3/4/2026 3:10:57 PM Autodesk Docs://NU Softball Stadium Improvements/NU Softball_ARCH.rvt

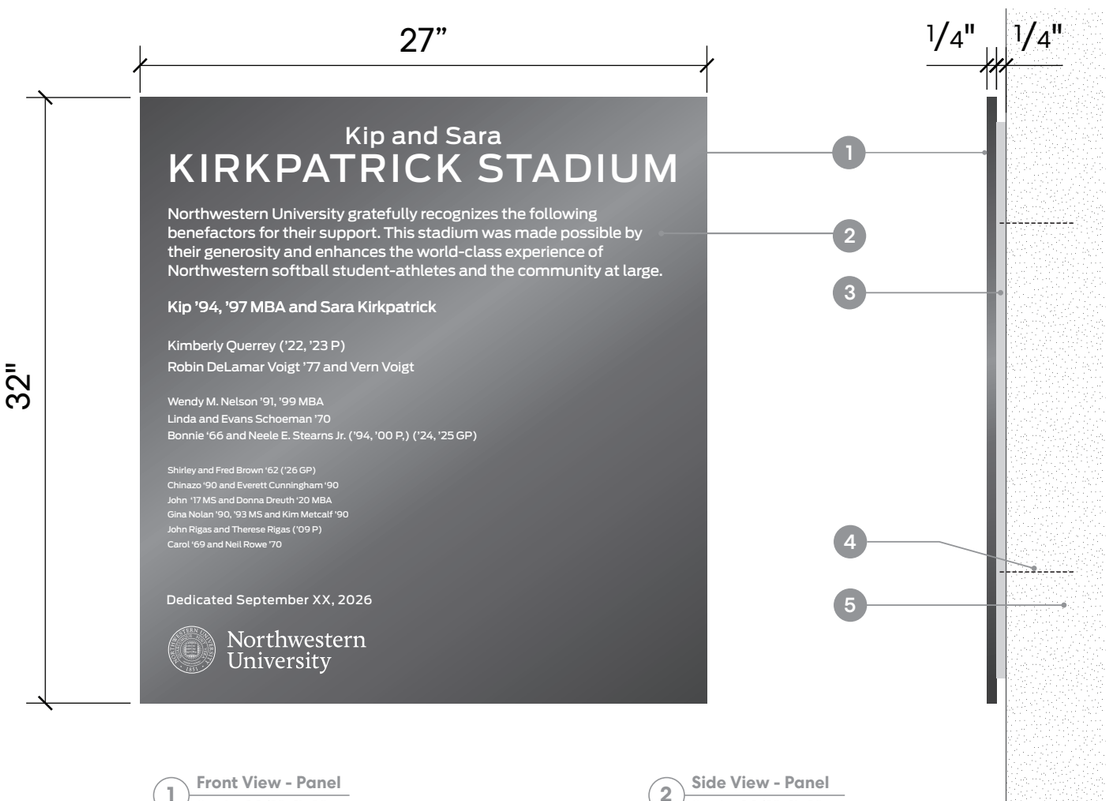

1 **Front View - Panel**
Scale: 1 1/2"=1'-0"

2 **Side View - Panel**
Scale: 1 1/2"=1'-0"

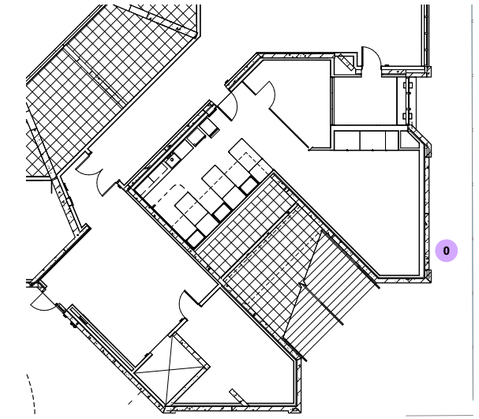

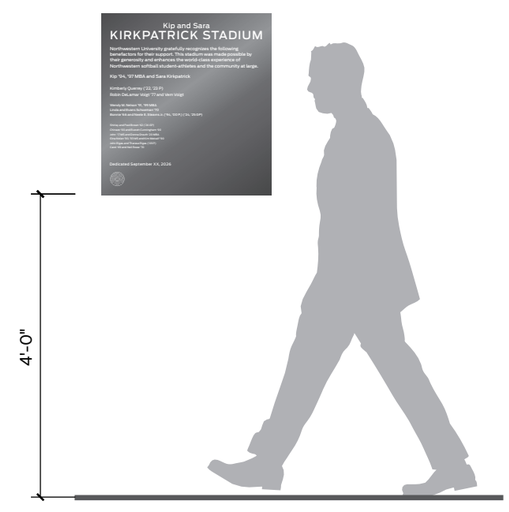

5 **Elevation**
Scale: 1/2"=1'-0"

0 **Plaque- General Donor Board - V1**

1. **Plaque:** 1/4” thick aluminum panel painted to match PNT-4 Peppercorn SW7674
2. **Text:** Direct printed white text using exterior grade inks
3. **Spacer:** 1/4” thick black acrylic back panel. Spacer to be inset 1/2” from all edges
4. **Mounting:** Mount signs to scheduled architectural conditinos with VHB tape, silicone and threaded studs, no exposed seams.
5. **Wall:** Wall materials, finishes, and textures vary. Verify conditions and finishes at each install locations. Coordinate sign mounting materials and methods with the materials and conditions at each location

Additional Notes: Signs are single sided. Sign to be finished with protective clearcoat.

Based on University standards, final design to be confirmed through shop drawings.

NORTHWESTERN WILDCATS
KIRKPATRICK STADIUM
SOFTBALL
SOFTBALL

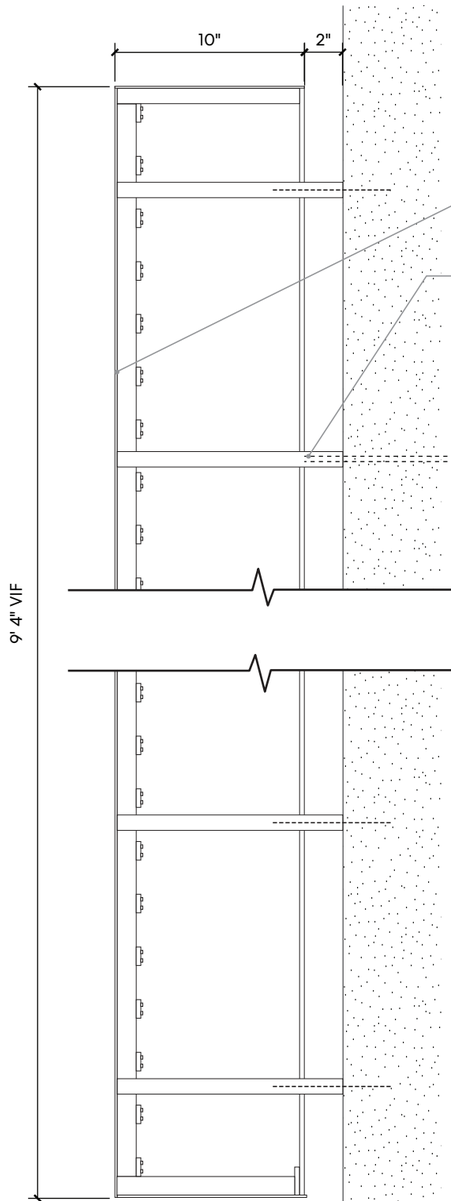

2 Section View
1 1/2" =1'

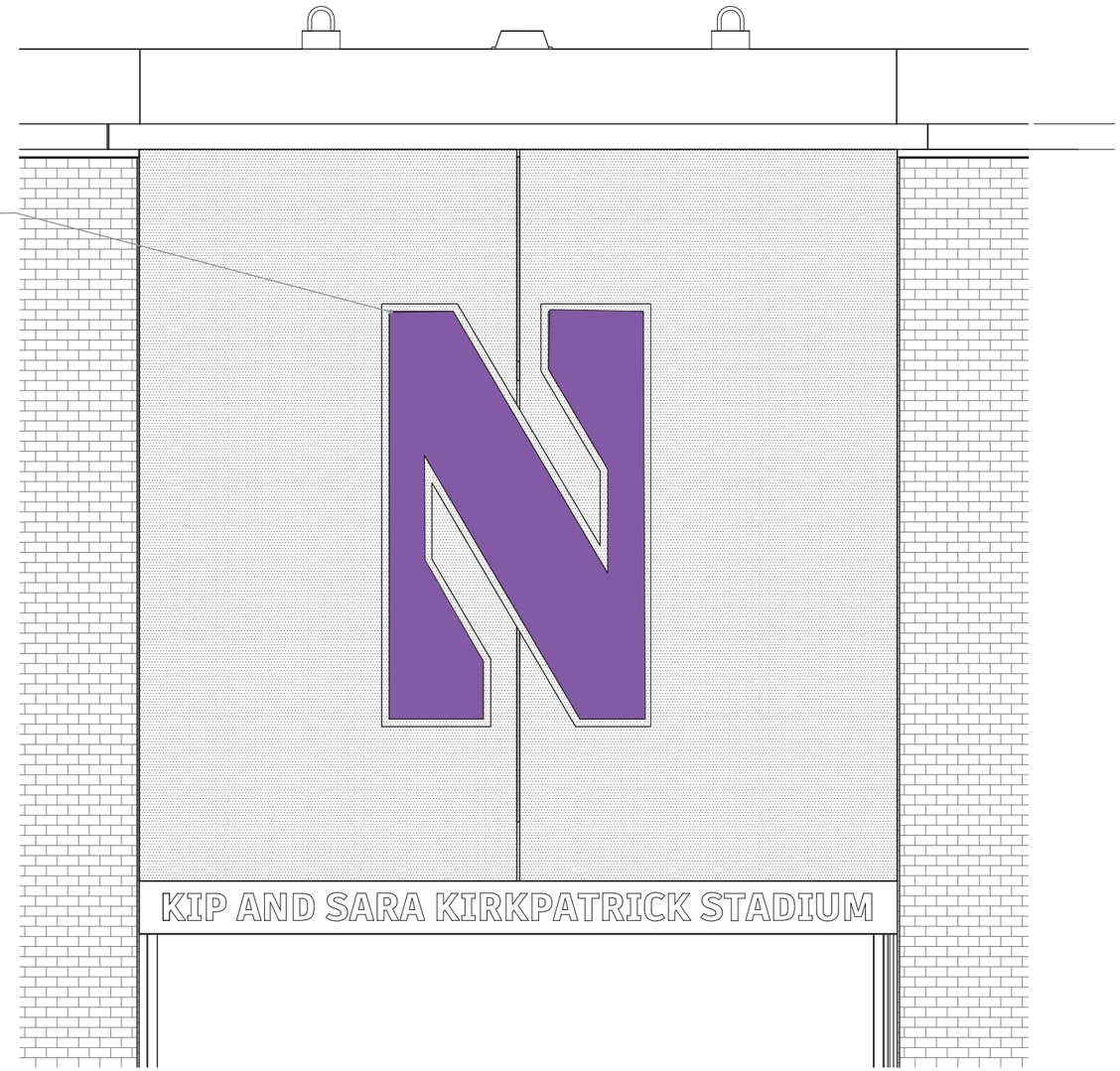

Stadium Northwestern "N" Marquee Logo

1. **Halo Illuminated Channel letter:** Custom fabricated aluminum reverse channel letter with white polycarbonate back and concealed LED ilumination. LED color temperature to be 3000k. Face and return surfaces to be painted NU Purple, interiors shall be painted white.
2. **Remote Mouted Power Supply:** A dedicated power conduit through the facade is to connec to the back of the letter. No conduit shall be visible. All wiring shall be concealed. Coordinate wiring and power supple locations with the wall construction as required. Power supply fo the letters shall be located in a concealed remote location. Power supplies shall be accessible for maintenance.
3. **Mounting:** Letter shall be mounted to the building with concealed hardware. Coordinate letter mounting with the conditions and materials at the installation location. Coordinate installation of the letters and related components with the wall construction so that all concealed structure, conduit and other sign components can be properly located and installed.

Additional Notes: Sign is single sided and illuminated. all exterior painted surfaces to be finished with a protective matte clearcoat.

1 Stadium Entrance - KIP AND SARA KIRKPATRICK STADIUM

1. **Dimensional Letters:** Custom fabricated aluminum 12" channel letters. Painted Peppercorn SW 7674. Non-illuminated
2. **Mounting:** Letters shall be pin mounted flush to the wall with concealed hardware. Coordinate letter mounting with the conditions and materials at the installation location. Coordinate installation of the letters and related components with the wall construction so that all concealed structure and other sign components can be properly located and installed.
3. **Wall:** Existing Wall. Verify conditions on site

Additional Notes: Sign is single sided. Letters to be finished with protective matte clearcoat. Messaging is placehodler; copy subject to change.

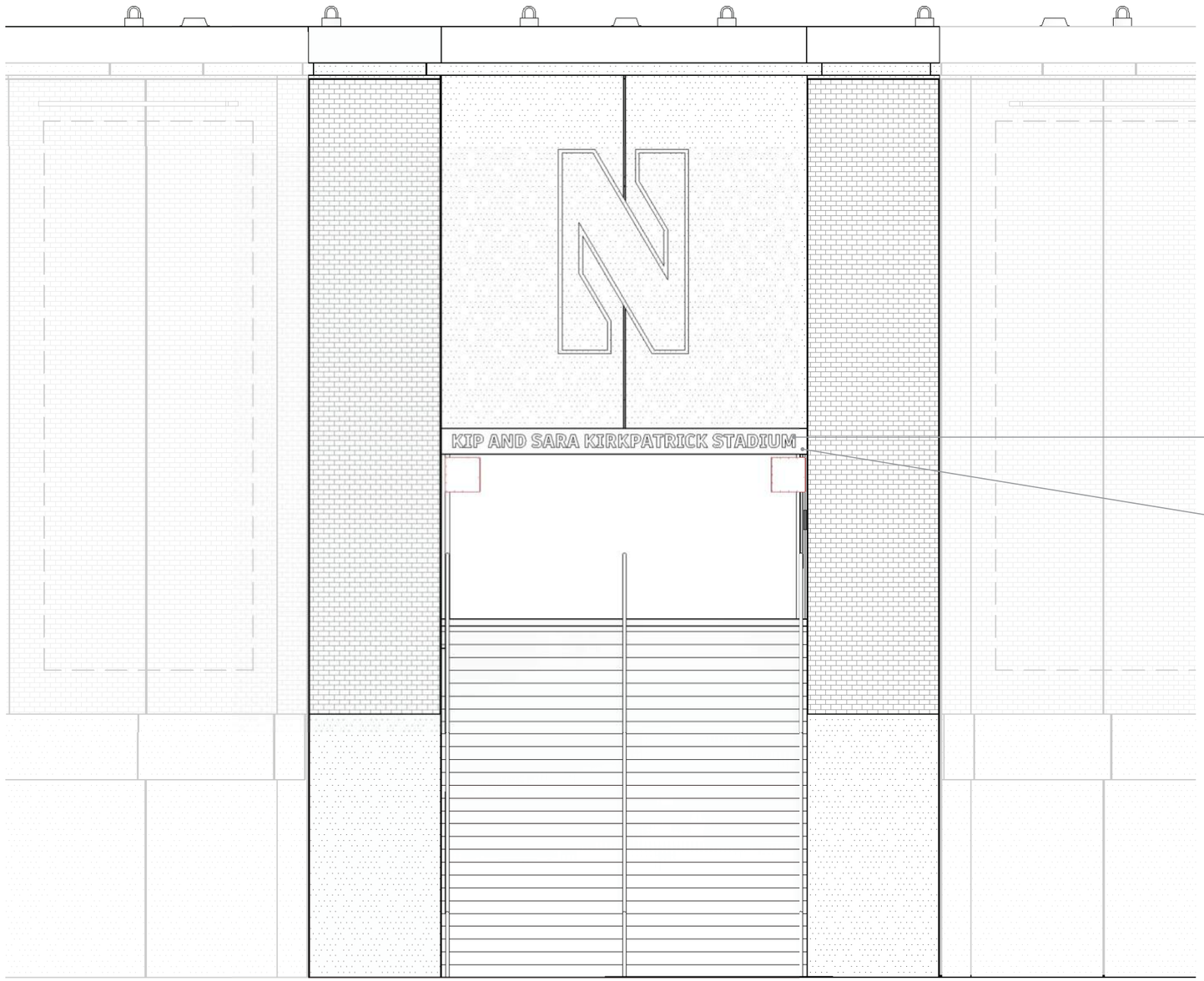

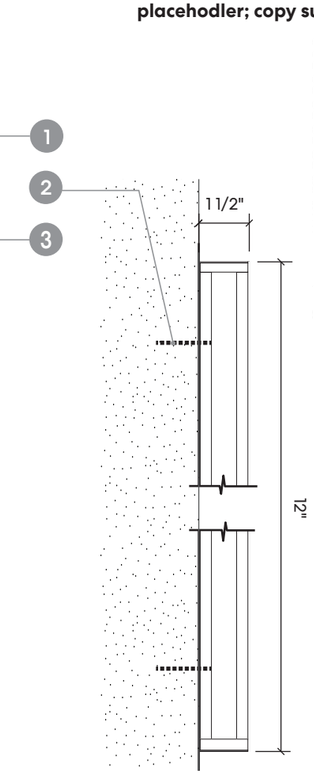

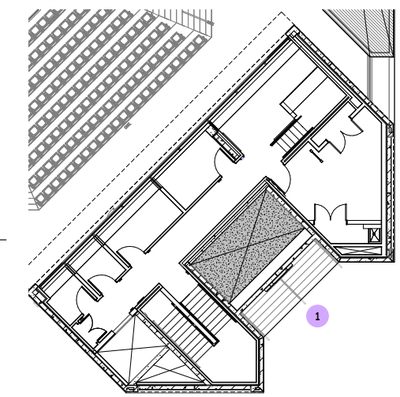

KIRK AND SARA KIRKPATRICK STADIUM
SOFTBALL
SOFTBALL

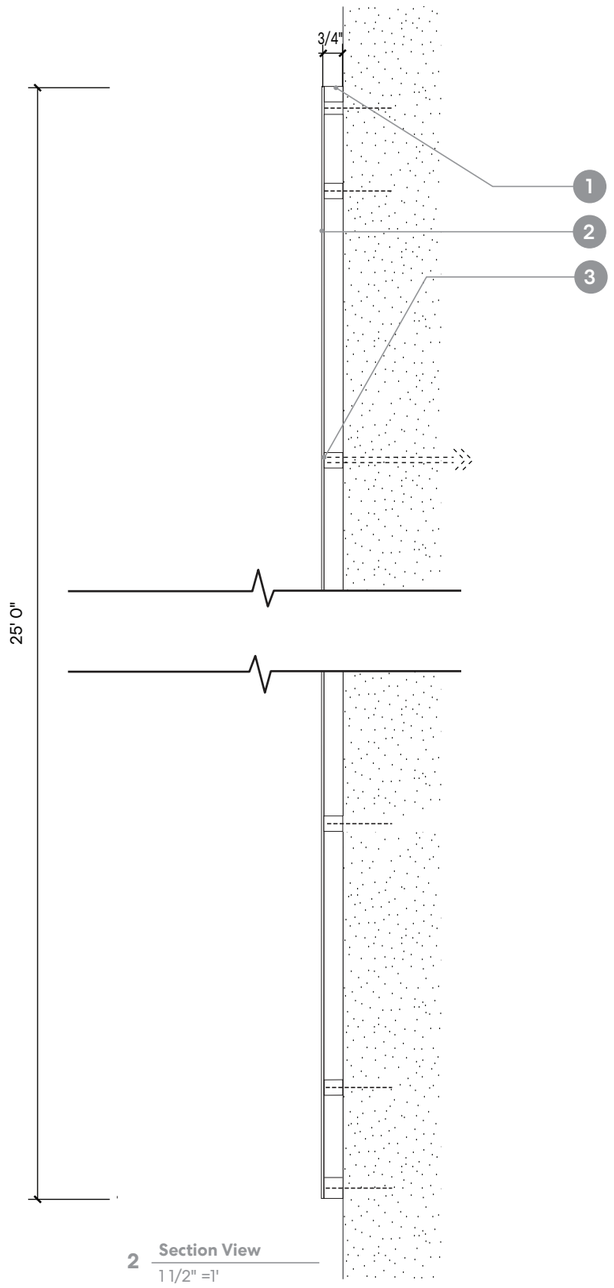

2 Section View
1 1/2" =1'



Stadium Northwestern Tower Banners

1. **Stretched media frame system:** Custom painted alumiumn 3/4" banner streatch frame sytem. Paint to match Sherwin Willimas Peppercorn SW7674.
2. **Graphic Banner:** Vinyl edged graphic fabric display banner. Printed image TBD.
3. **Mounting:** Frame shall be mounted to the building with concealed hardware. Coordinate mounting with the conditions and materials at the installation location. Coordinate installation of the banners and related components with the wall construction so that all concealed structure.

Additional Notes: Sign banner is single sided and to be printed using full color uv-protected inks built for prolonged exposure fo the elements.

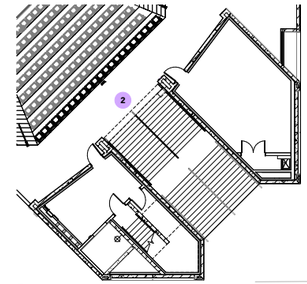

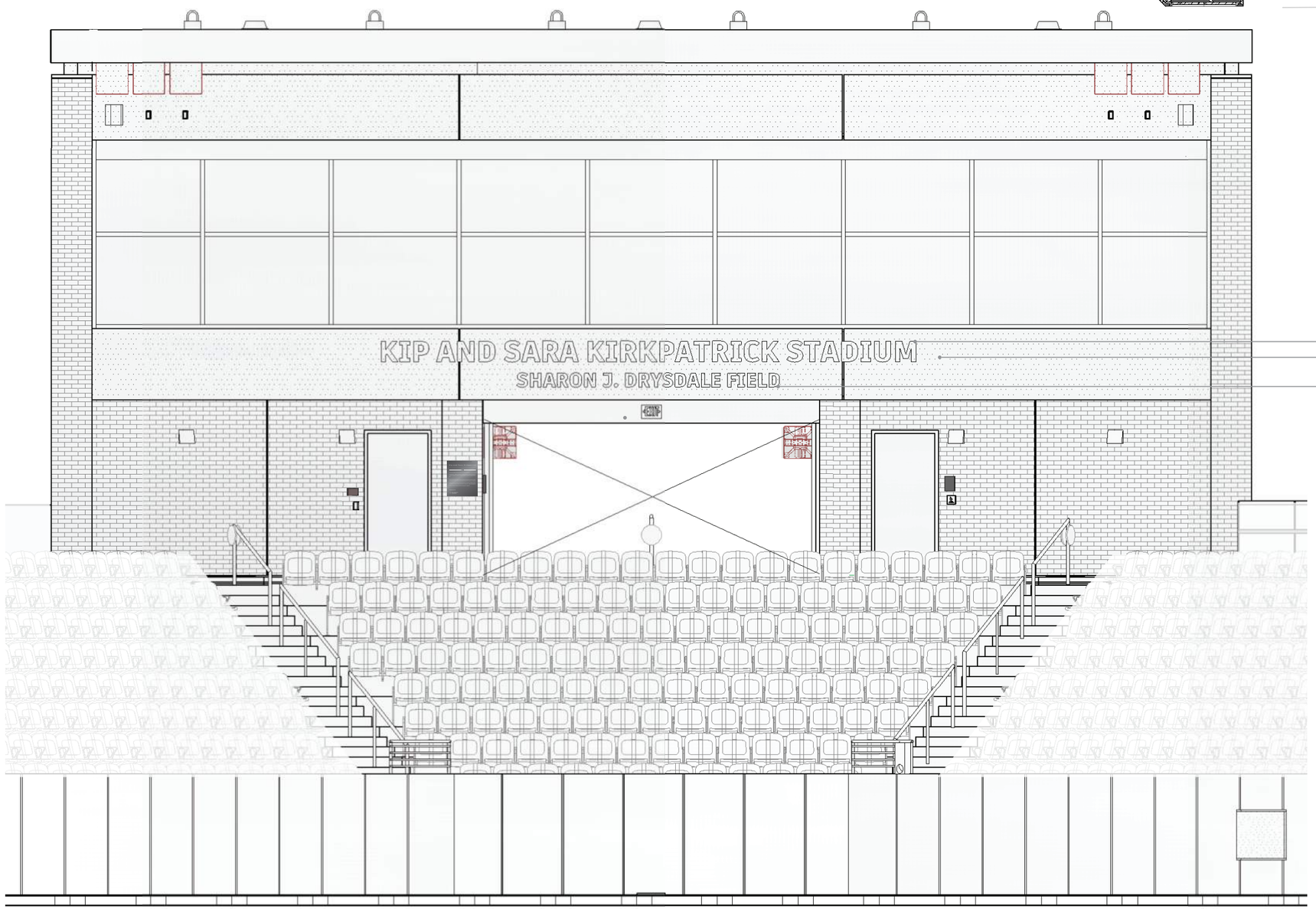

2 Press Box - KIP AND SARA KIRKPATRICK STADIUM SHARON J. DRSYDALE FIELD

1. **Dimensional Letters:** Custom fabricated aluminum channel letters. Non-illuminated
2. **Mounting:** Letters shall be pin mounted flush to the wall with concealed hardware. Coordinate letter mounting with the conditions and materials at the installation location. Coordinate installation of the letters and related components with the wall construction so that all concealed structure and other sign components can be properly located and installed.
3. **Wall:** Existing Wall. Verify conditions on site

Additional Notes: Sign is single sided. Letters to be finished with protective matte clearcoat. Messaging is placehodler; copy subject to change.

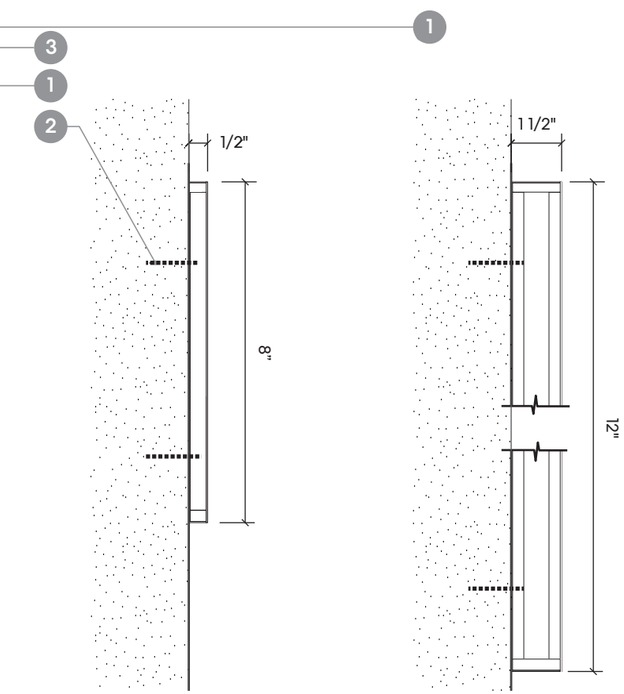

3 **Front View - Letters**
Scale: 1"=1'-0"

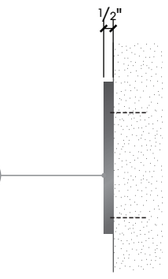

4 **Side View - Letters**
Scale: 1"=1'-0"

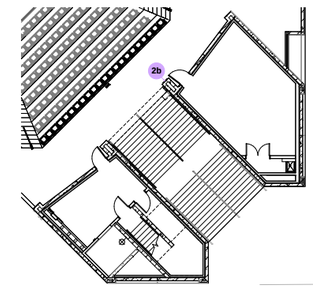

KIP AND SARA KIRKPATRICK STADIUM

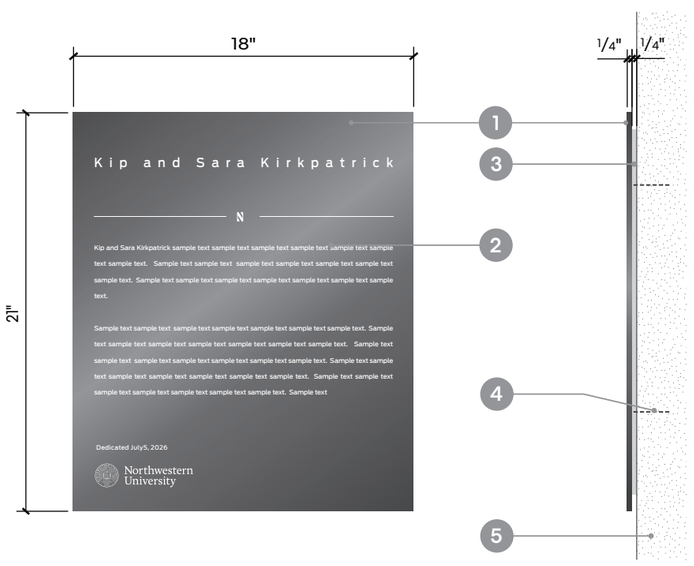

1 **Front View - Panel**
Scale: 1 1/2"=1'-0"

2 **Side View - Panel**
Scale: 1 1/2"=1'-0"

5 **Elevation**
Scale: 1/2"=1'-0"

2b Stadium KIP AND SARA KIRKPATRICK

1. **Dimensional Letters:** Custom fabricated aluminum 12" channel letters Non-illuminated
2. **Mounting:** Letters shall be pin mounted flush to the wall with concealed hardware. Coordinate letter mounting with the conditions and materials at the installation location. Coordinate installation of the letters and related components with the wall construction so that all concealed structure and other sign components can be properly located and installed.
3. **Wall:** Existing Wall. Verify conditions on site

Additional Notes: Sign is single sided. Letters to be finished with protective matte clearcoat. Messaging is placehodler; copy subject to change.

Plaque- Kip and Sara Kirkpatrick

1. **Plaque:** 1/4" thick aluminum panel painted to match PNT-4 Peppercorn SW7674
2. **Text:** Direct printed white text using exterior grade inks
3. **Spacer:** 1/4" thick black acrylic back panel. Spacer to be inset 1/2" from all edges
4. **Mounting:** Mount signs to scheduled architectural conditinos with VHB tape, silicone and threaded studs, no exposed seams.
5. **Wall:** Wall materials, finishes, and textures vary. Verify conditions and finishes at each install locations. Coordinate sign mounting materials and methods with the materials and conditions at each location

Additional Notes: Signs are single sided. Sign to be finished with protective clearcoat.

Based on University standards, final design to be confirmed through shop drawings.

KIP AND SARA KIRKPATRICK STADIUM
SHARON J. DRYSDALE FIELD

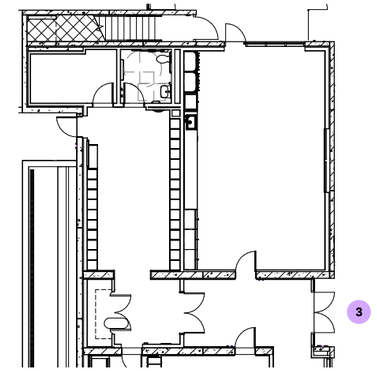

3 Team Entrance - KIMBERLY QUERREY CLUBHOUSE

1. **Dimensional Letters:** Custom fabricated aluminum 5" channel letters. Non-illuminated
2. **Mounting:** Letters shall be pin mounted flush to the wall with concealed hardware. Coordinate letter mounting with the conditions and materials at the installation location. Coordinate installation of the letters and related components with the wall construction so that all concealed structure and other sign components can be properly located and installed.
3. **Wall:** Existing Wall. Verify conditions on site
4. **Precast Inset N**

Additional Notes: Sign is single sided. Letters to be finished with protective matte clearcoat. Messaging is placehodler; copy subject to change.

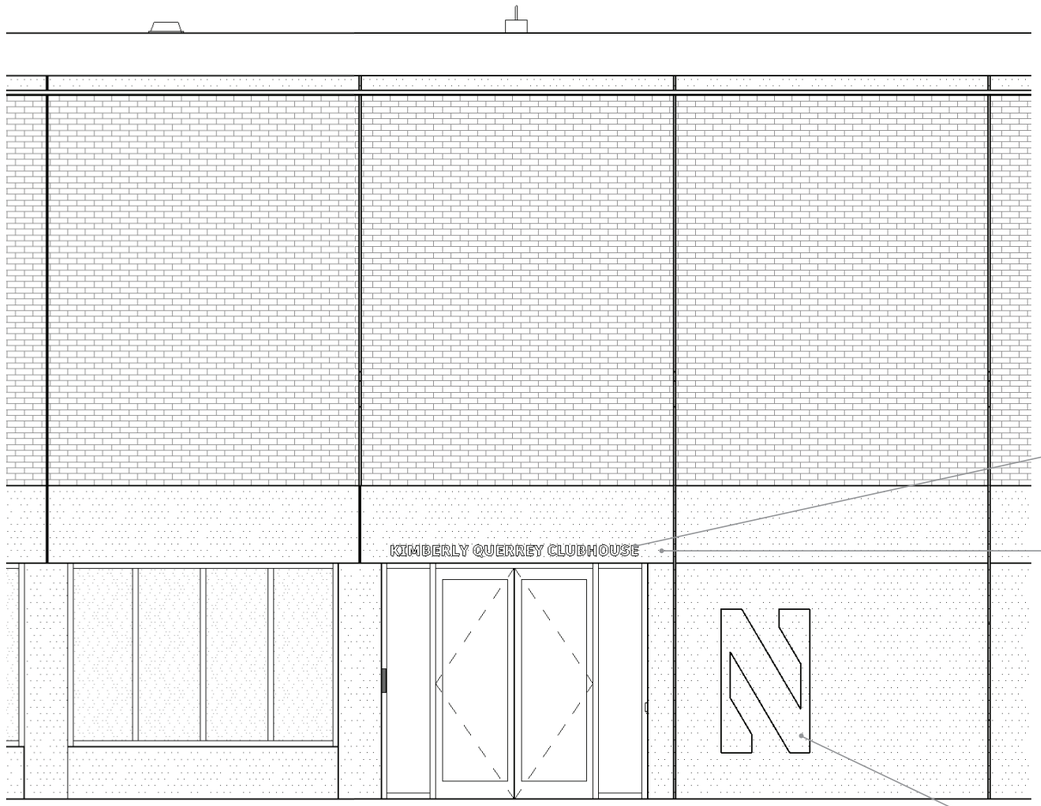

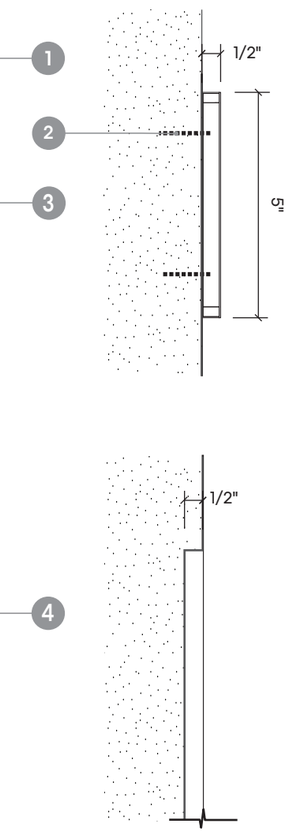

3 Front View - Letters
Scale: 1 1/2"=1'-0"

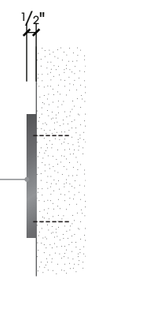

4 Side View - Letters
Scale: 1 1/2"=1'-0"

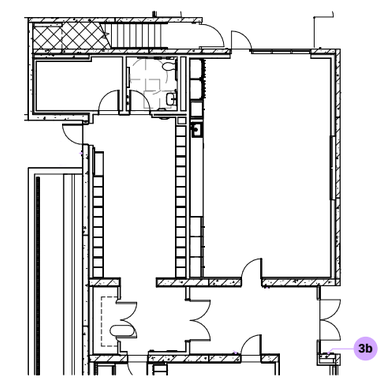

3b Clubhouse - KIMBERLY QUERREY CLUBHOUSE

1. **Dimensional Letters:** Custom fabricated aluminum 5" channel letters Non-illuminated
2. **Mounting:** Letters shall be pin mounted flush to the wall with concealed hardware. Coordinate letter mounting with the conditions and materials at the installation location. Coordinate installation of the letters and related components with the wall construction so that all concealed structure and other sign components can be properly located and installed.
3. **Wall:** Existing Wall. Verify conditions on site

Additional Notes: Sign is single sided. Letters to be finished with protective matte clearcoat. Messaging is placehodler; copy subject to change.

KIMBERLY QUERREY CLUBHOUSE

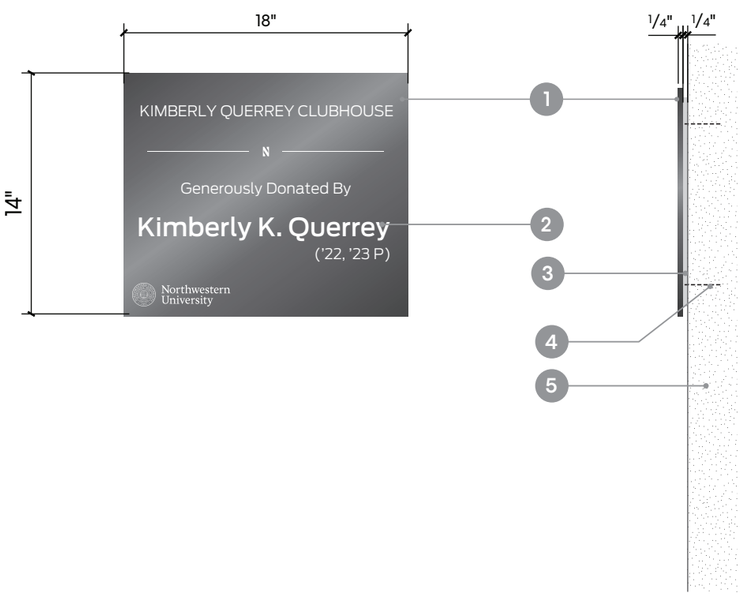

1 Front View - Panel
Scale: 1 1/2"=1'-0"

2 Side View - Panel
Scale: 1 1/2"=1'-0"

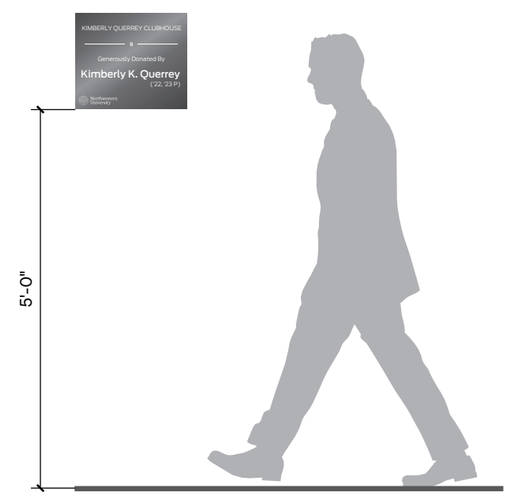

5 Elevation
Scale: 1/2"=1'-0"

Plaque- Kimberly Querrey

1. **Plaque:** 1/4" thick aluminum panel painted to match PNT-4 Peppercorn SW7674
2. **Text:** Direct printed white text using exterior grade inks
3. **Spacer:** 1/4" thick black acrylic back panel. Spacer to be inset 1/2" from all edges
4. **Mounting:** Mount signs to scheduled architectural conditinos with VHB tape, silicone and threaded studs, no exposed seams.
5. **Wall:** Wall materials, finishes, and textures vary. Verify conditions and finishes at each install locations. Coordinate sign mounting materials and methods with the materials and conditions at each location

Additional Notes: Signs are single sided. Sign to be finished with protective clearcoat.

Based on University standards, final design to be confirmed through shop drawings.

KIMBERLY QUERREY CLUBHOUSE

4 Home Dugout - MUNO FAMILY DUGOUT

1. **Dimensional Letters:** Custom fabricated aluminum 3.75" channel letters Non-illuminated
2. **Mounting:** Letters shall be pin mounted flush to the wall with concealed hardware. Coordinate letter mounting with the conditions and materials at the installation location. Coordinate installation of the letters and related components with the wall construction so that all concealed structure and other sign components can be properly located and installed.
3. **Wall:** Existing Wall. Verify conditions on site

Additional Notes: Sign is single sided. Letters to be finished with protective matte clearcoat. Messaging is placehodler; copy subject to change.

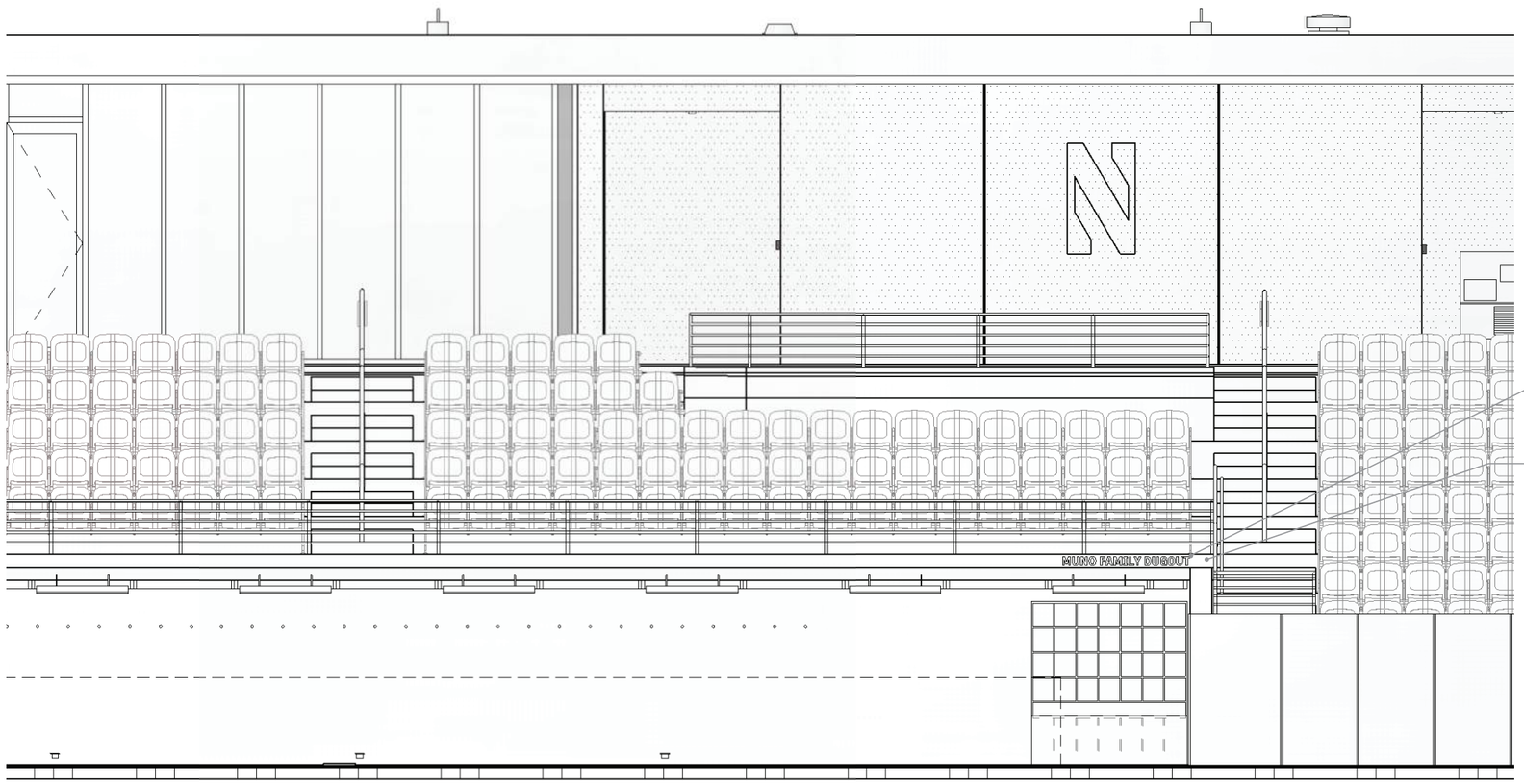

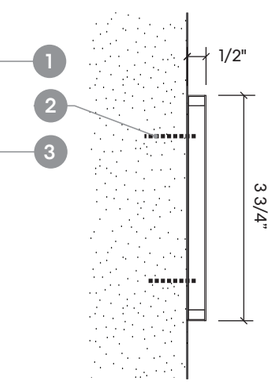

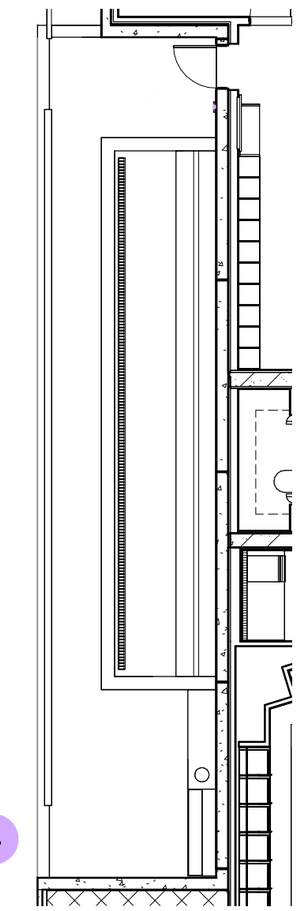

4

3 Front View - Letters
Scale: 1 1/2"=1'-0"

4 Side View - Letters
Scale: 1 1/2"=1'-0"

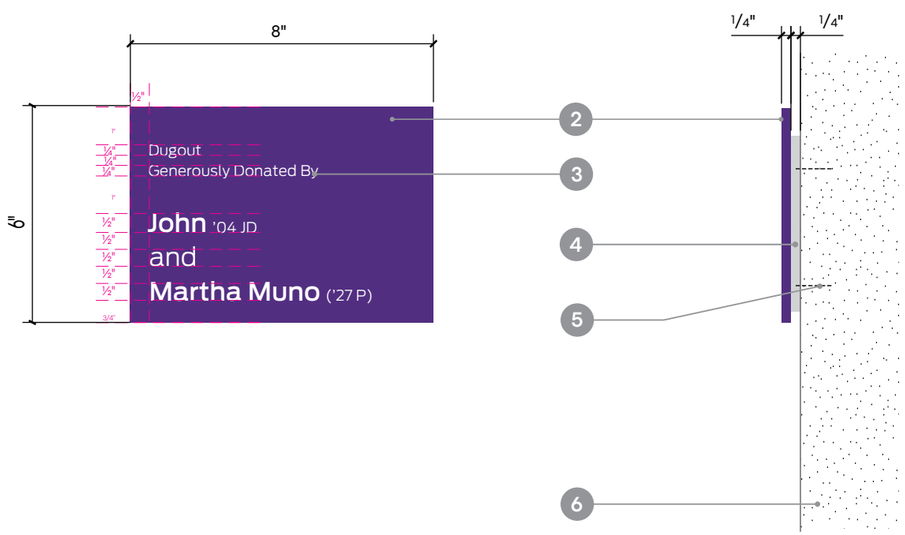

1 Front View - Panel
Scale: 3"=1'-0"

2 SideView - Panel
Scale: 3"=1'-0"

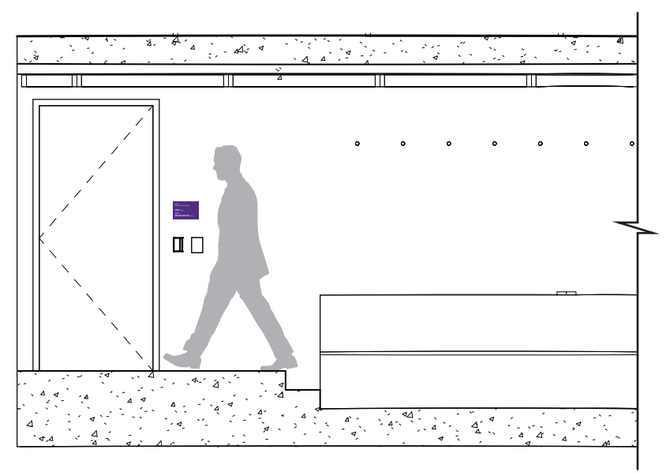

3 Elevation
Scale: 1/4"=1'-0"

4b Home Dugout - MUNO FAMILY DUGOUT

1. **Dimensional Letters:** Custom fabricated aluminum 3.75" channel letters Non-illuminated
2. **Mounting:** Letters shall be pin mounted flush to the wall with concealed hardware. Coordinate letter mounting with the conditions and materials at the installation location. Coordinate installation of the letters and related components with the wall construction so that all concealed structure and other sign components can be properly located and installed.
3. **Wall:** Existing Wall. Verify conditions on site

Additional Notes: Sign is single sided. Letters to be finished with protective matte clearcoat. Messaging is placehodler; copy subject to change.

Plaque- Muno Family Dugout

1. **Plaque:** 1/4" thick aluminum panel painted to match PNT-3 NU Purple HEX#582C83
2. **Text:** Direct printed white text using exterior grade inks
3. **Spacer:** 1/4" thick black acrylic back panel. Spacer to be inset 1/2" from all edges
4. **Mounting:** Mount signs to scheduled architectural conditinos with VHB tape, silicone and threaded studs, no exposed seams.
5. **Wall:** Wall materials, finishes, and textures vary. Verify conditions and finishes at each install locations. Coordinate sign mounting materials and methods with the materials and conditions at each location

Additinoal Notes: Signs are single sided. Sign to be finished with protective clearcoat.

Based on University standards, final design to be confirmed through shop drawings.

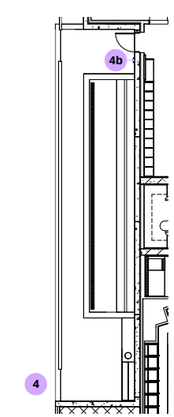

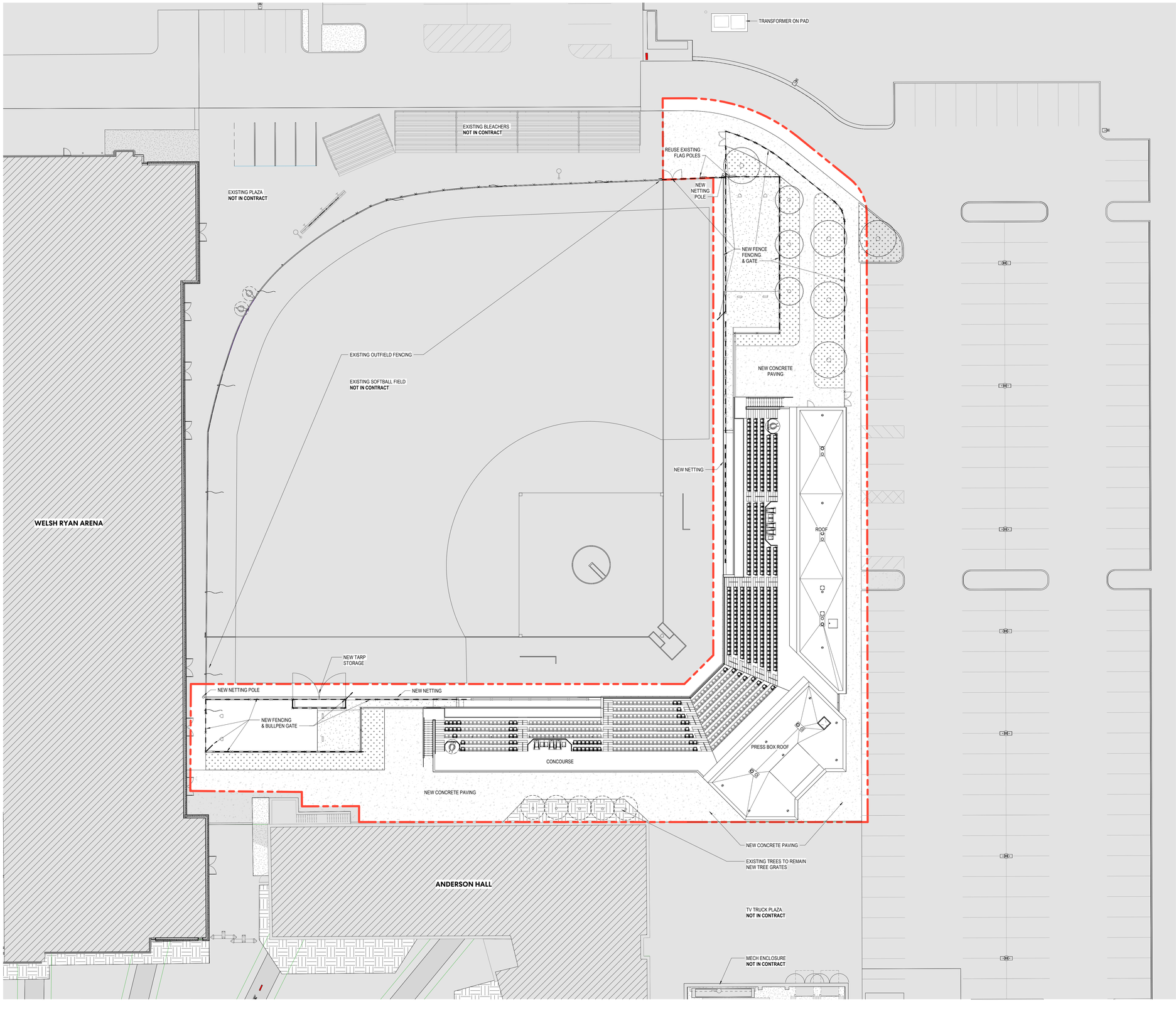

1 SITE PLAN
1/16" = 1'-0"

ARCHITECTURAL SITE GENERAL NOTES

1. ARCHITECTURAL SITE PLAN IS ISSUED FOR REFERENCE ONLY.
2. RE: LANDSCAPE DRAWINGS
3. RE: CIVIL DRAWINGS FOR ALL SITE CONSTRUCTION INFORMATION INCLUDING BUT NOT LIMITED TO THE FOLLOWING:
   - SITE GEOMETRY AND DIMENSIONAL CONTROL
   - SITE UTILITIES
   - SITE GRADING AND DRAINAGE
4. MAINTAIN EXISTING ACCESS TO ALL EMERGENCY ENTRANCES, ACCESS TO DRIVES AND COVERED DROP OFF AREAS. SITE WORK AND STAGING THAT AFFECT THE AREAS ADJACENT TO THE EMERGENCY DEPARTMENT ENTRANCE WILL REQUIRE A WRITTEN COORDINATION PLAN SUBMITTED TO AND APPROVED BY THE FACILITY.

ARCHITECTURAL SITE PLAN LEGEND

- LIMITS OF SCOPE OF WORK AREA
- EXISTING BUILDING NOT IN CONTRACT
- NEW CONCRETE SIDEWALK OR PAVING
- NEW ASPHALT PAVING
- NEWLY SODDED OR LANDSCAPED AREA
- NEW PAVERS
- NEW PLANTING
- NEW FENCE
- EXISTING FENCE TO REMAIN

Perkins&Will

The Wrigley Building
410 North Michigan Ave.
Suite 1600
Chicago, IL 60611
t 312.755.0770
f 312.755.0775
www.perkinswill.com

CONSULTANTS

CIVIL
SMITHGROUP
35 E. WACKER DR, SUITE 900
CHICAGO, IL 60601

STRUCTURAL
DZSE
223 W. JACKSON BLVD, SUITE 1220
CHICAGO, IL 60606

MEP
dbHMS
303 W. ERIE, CHICAGO, IL 60654

TECHNOLOGY
WRIGHTSON JOHNSON HADDON WILLIAMS (WJHW)
3424 MIDCOURT RD, SUITE 124
CARROLLTON, TX 75006

OWNER
NORTHWESTERN UNIVERSITY
2020 RIDGE AVENUE, STE 250
EVANSTON, IL 60208

FACILITY
NORTHWESTERN UNIVERSITY

CONTRACTOR

LANDSCAPING

NOTE: DOCUMENTS ARE INCOMPLETE AND MAY NOT BE USED FOR REGULATORY APPROVAL, PERMITTING, OR CONSTRUCTION PURPOSES.

DESIGN DEVELOPMENT AUGUST 16, 2024

PROJECT

SOFTBALL STADIUM IMPROVEMENTS

1501 CENTRAL ST
EVANSTON, IL 60208

NORTHWESTERN UNIVERSITY

2020 RIDGE AVENUE,
STE 250 EVANSTON, IL
60208

KEYPLAN

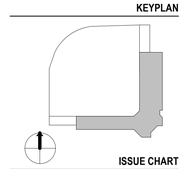

ISSUE CHART

MARK	ISSUE	DATE
3	DESIGN DEVELOPMENT	08/16/24
2	50% DESIGN DEVELOPMENT	04/12/24
1	ISSUED FOR SCHEMATIC DESIGN	01/31/24

Job Number 021760

TITLE

ARCHITECTURAL SITE PLAN

SHEET NUMBER

A01-01

© 2024 Perkins and Will

12/4/2024 9:01:38 AM Autodesk Docs://NU Softball Stadium Improvements/NU Softball_ARCH.rvt